

# IEA DSM Task 17: Integration of DR, DG, RES and ES

Phase 3: Systems View on Enabling Flexibility in the Smart Grid

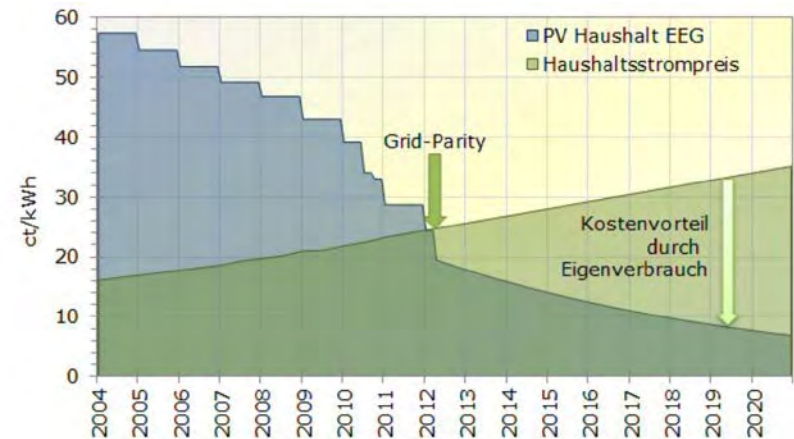
*Matthias Stifter (AIT Energy Department, Austria)*

*René Kamphuis (TNO, The Netherlands)*

# Background

## Increase of distributed generation – need for flexibility

- Increase of **(local) distributed generation**  
(e.g.: PV, CHP, Wind)
  - **PV: „grid-parity“:**
  - **Impact on network: curtailment**  
(Germany: since 2013: 60% Peak curtailment)
- Need of **Flexibility** of the demand
  - **DR potential of storage**
    - thermal: hot water, heat pumps
    - electric: batteries



Grid parity in Germany (Quaschnig, 2012)

## Background and Motivation

More reasons for the integration of demand resources

- **Integration** of renewable and distributed generation
  - Avoid peak generation
  - Mitigate fluctuations
  
- **Increase** of system efficiency and self coverage
  - (Local) supply - demand match
  
- **Reduction** of peak power, balancing reserve
  - Example: California „Title 24“ Building code: Requires building systems to be ready for demand response energy management

# Background and Motivation

## Studies and ongoing activities

- **“Shift, not Drift: Towards Active Demand Response and Beyond”** – Think, June 2013
- **“Integration of Renewable Energy in Europe”** – Imperial College, NERA. DNV-GL, June 2014
- **IEC/TR 62746-2 (DRAFT)**, *Systems interface between customer energy management system and the power management system*, June 2013

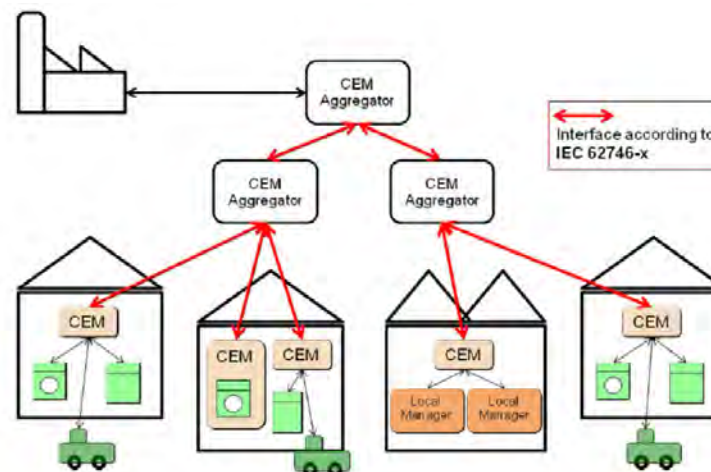
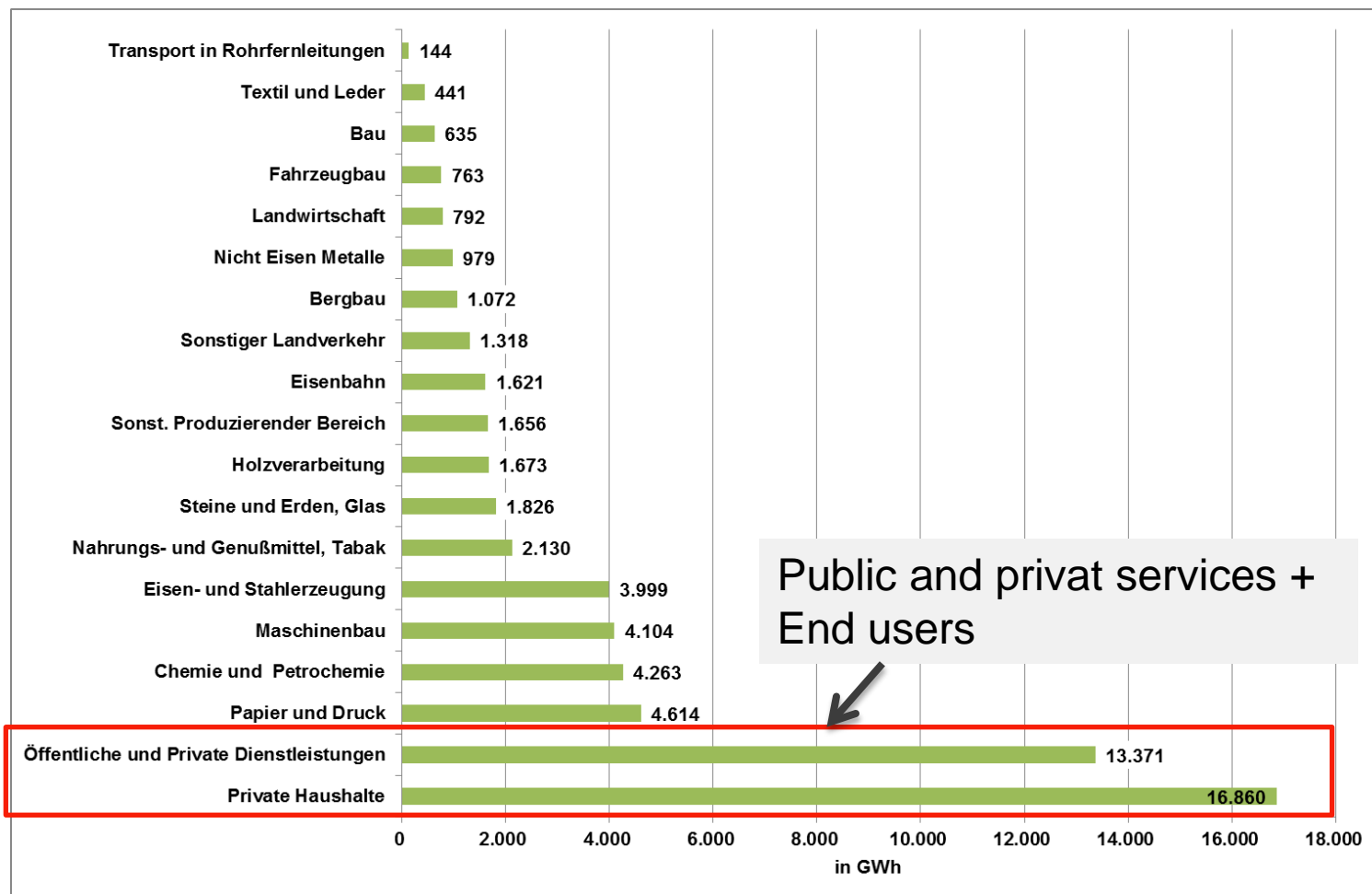


Figure 6: Cascaded CEM architecture

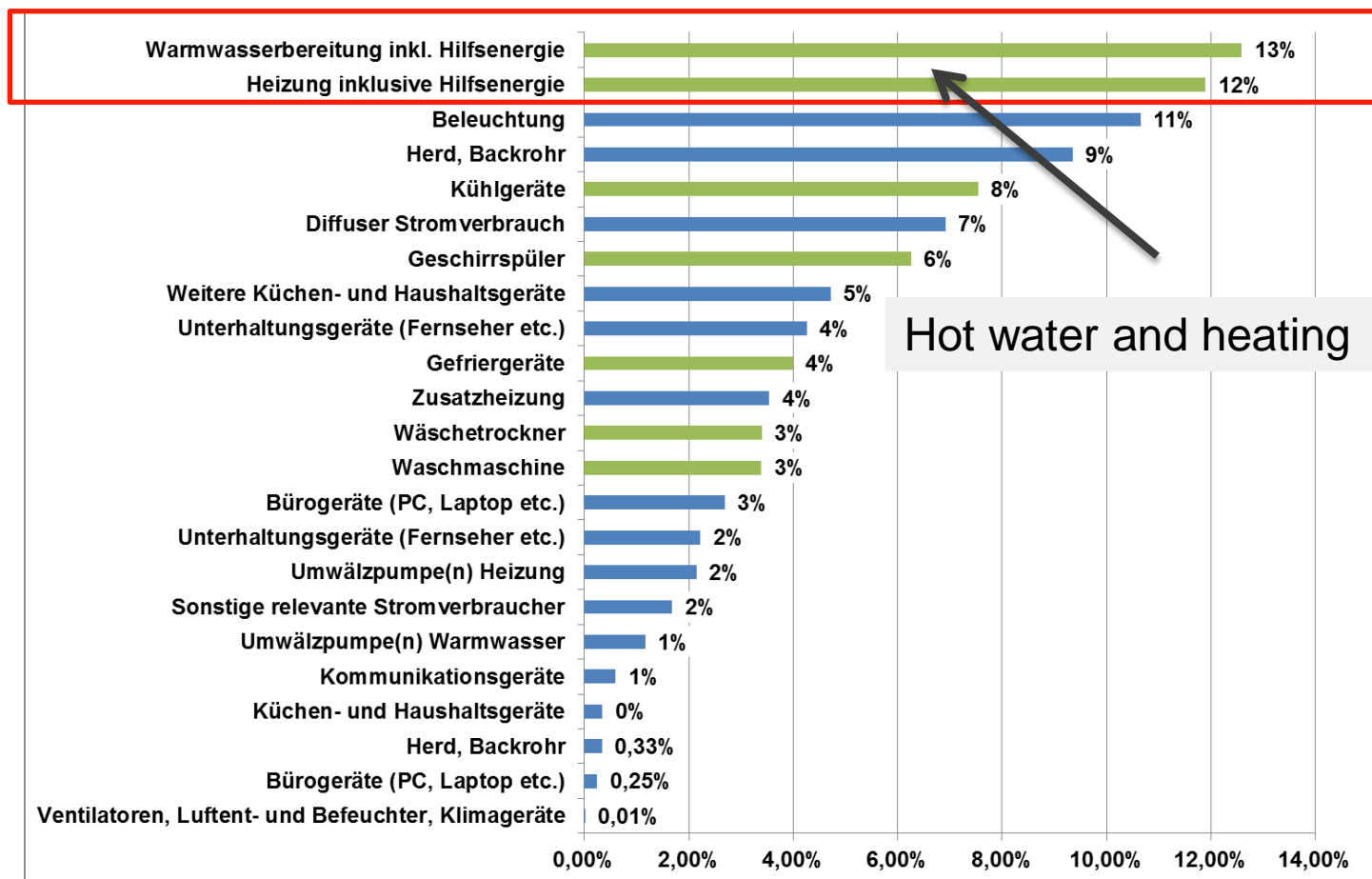
# Background and Motivation

## Sectoral electricity end use in Austria (2012)



# Background and Motivation

## Categories of electricity use in households (2012)



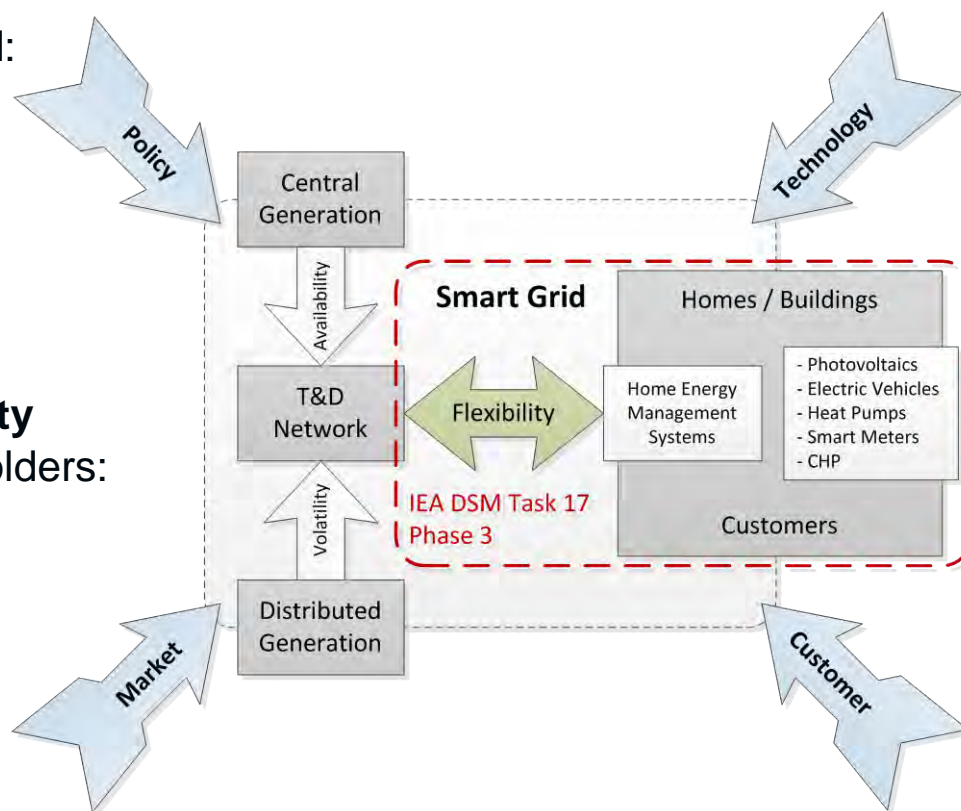
# IEA DSM Task 17

Objectives, Subtasks, Outcomes

## Subtask of Phase 3 - Introduction

### Systems view on enabling flexibility in the smart grid

- **Different views** on the Smart Grid:
  - Technology
  - Customer
  - Policy
  - Market
  
- Focus on the **enabling of flexibility** and the impact of it on the stakeholders:
  - What are the requirements?
  - How do we manage it?
  - How will it effect operation?
  - What are the benefits?





## Subtask of Phase 3 - Introduction

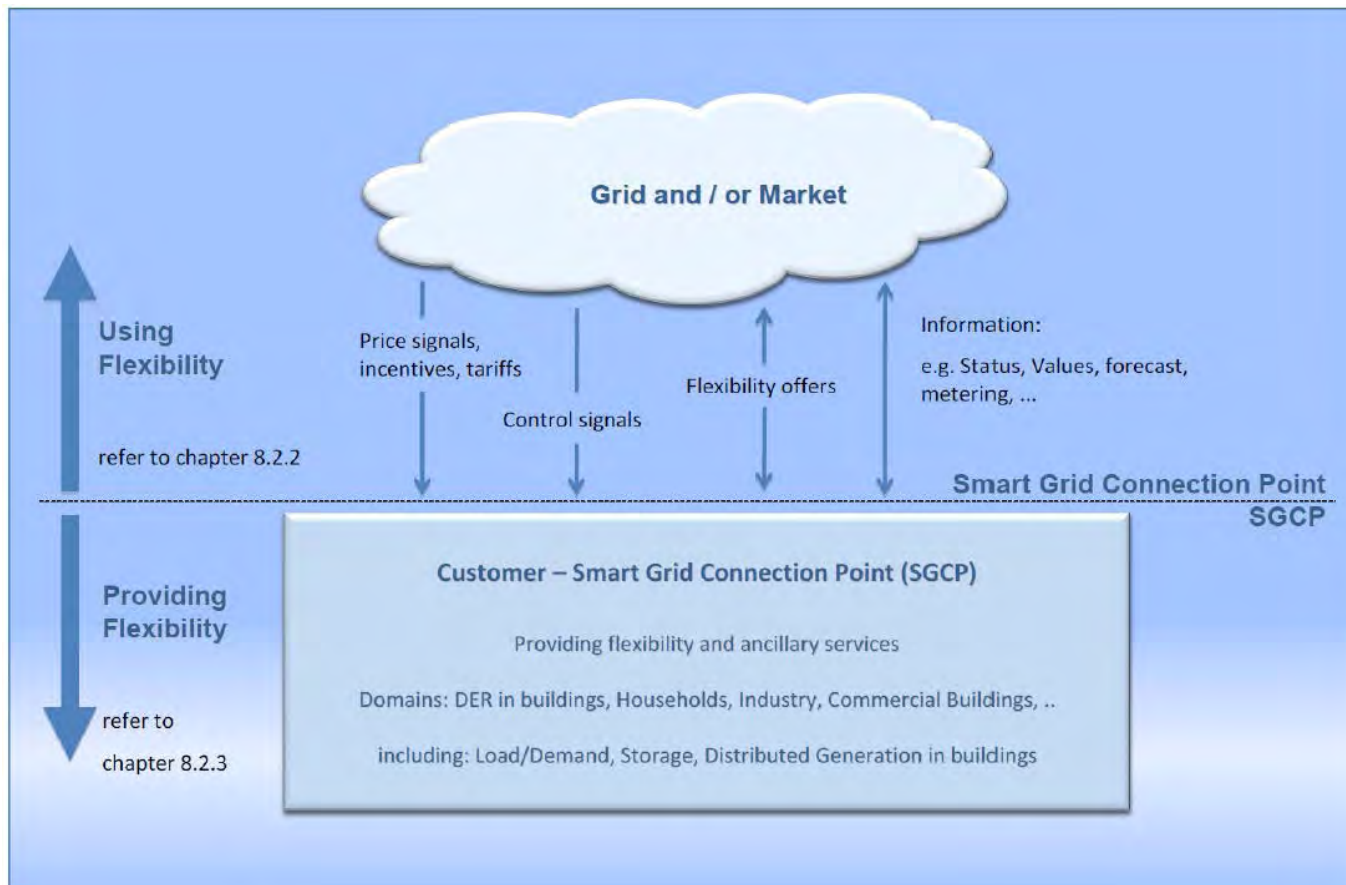
### Differences to on-going initiatives and working groups

- Phase 3 is **not about**:
  - Standardisation
  - SG Reference Architecture
  - Interoperability – protocols and formats
  - Business models
  - Use case repository
  - Cyber security
  
- Phase 3 is **about** analysing the interaction with the system:
  - Existing implementations, prototypes, pilot projects
  - Gap between theory and practice,
  - Identify missing methods / tools (DR forecasting)
  - Applicability to different countries, regions and regulatory frameworks

## Subtask of Phase 3 - Introduction

Systems view on enabling flexibility in the smart grid

- **Technical Interfaces** CEN-CENELEC-ETSI Smart Grid Coordination Group



## Subtask of Phase 3 – Overview of the Subtasks

### Systems view on enabling flexibility in the smart grid

- **Subtask 10:** Role, and potentials of flexible prosumers (households, SMEs, buildings)
- **Subtask 11:** Changes and impact on stakeholders operations
- **Subtask 12:** Sharing experiences and finding best/worst practices
- **Subtasks 13:** Conclusions and recommendations

# Expected Outcomes and Results

## Deliverables, Publications, Contributions

- **Deliverables, Recommendations, Publications**
  - “Roles and potentials of providing flexibility in production/consumption using CEMS/HEMS systems”
  - “Financial and maturity assessment of technologies for aggregating DG-RES, DR and electricity storage systems”
  - “Best practices in applying aggregated DG-RES, DR and Storage for retail customers”
- **Public Workshops**
  - Summary / Review / Presentations
- **Newsletters**
  - IEA DSM Spotlight
- **Networking, Collaborations**
  - Exchange Information with international and national Stakeholder Groups
  - ISGAN, IEEE IC-CSHBA, EC SG-Expert Group, IEEE IES TF Smart Grids
- **Project/Task Proposals**

# Experiences from pilots and field tests

Sharing best and bad practices and defining use cases



# Project SGMS-HiT– Smart Grids Model Region Salzburg

Buildings as interactive participants in the Smart Grids



# SGMS – HiT

Utilizing HVAC-Systems (heating, hot water)

- Separate **usage of energy** from **energy supply**

→ **Buffering** with thermal storages

- Use **energy** which is most **efficient** for the grid

- Biogas (CHP)
- PV
- Grid
- District heating

→ **grid friendly building**




- **Comfort** must be **preserved**.



# SGMS – HiT

User interaction

- **FORE-Watch**  
12 hours forecast



- (simulated) Tariffs

**RED:**

Standard Tarif + 5 Cent / kWh

**YELLOW:**

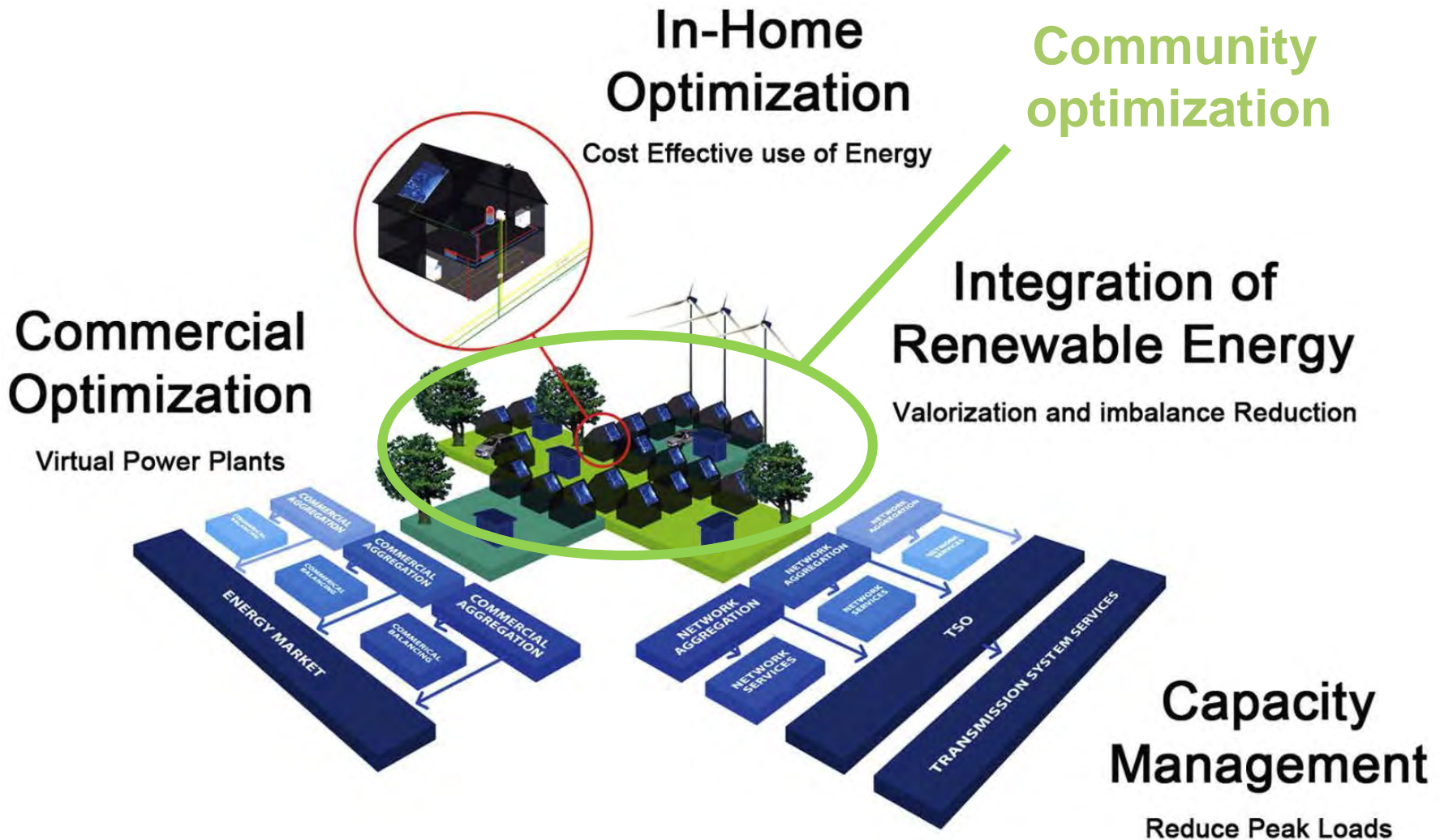
Standard Tarif

**GREEN:**

Standard Tarif – 5 Cent / kWh



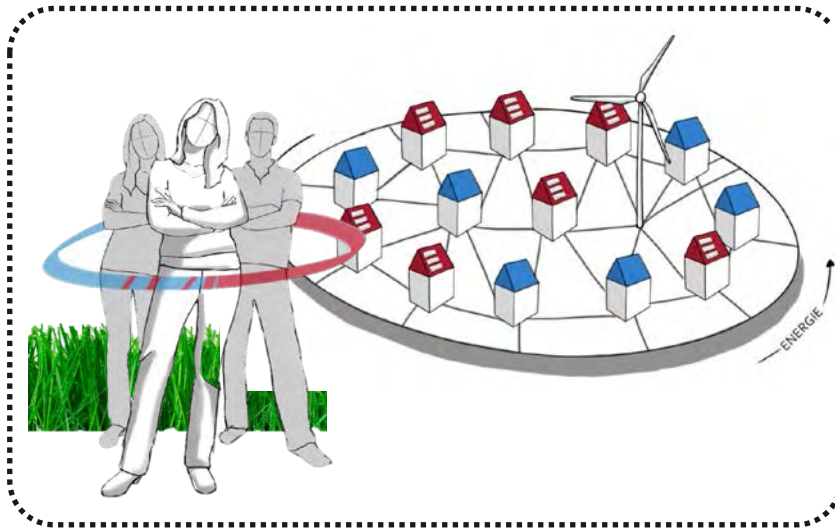
# Project: Power Matching City (NL)




# Project: Power Matching City (NL)

Propositions are based in driving forces of customers

## Renewable



## Smart cost saving



Scope: PV,  $\mu$ -CHP , heat pump, washing machine, dish washer

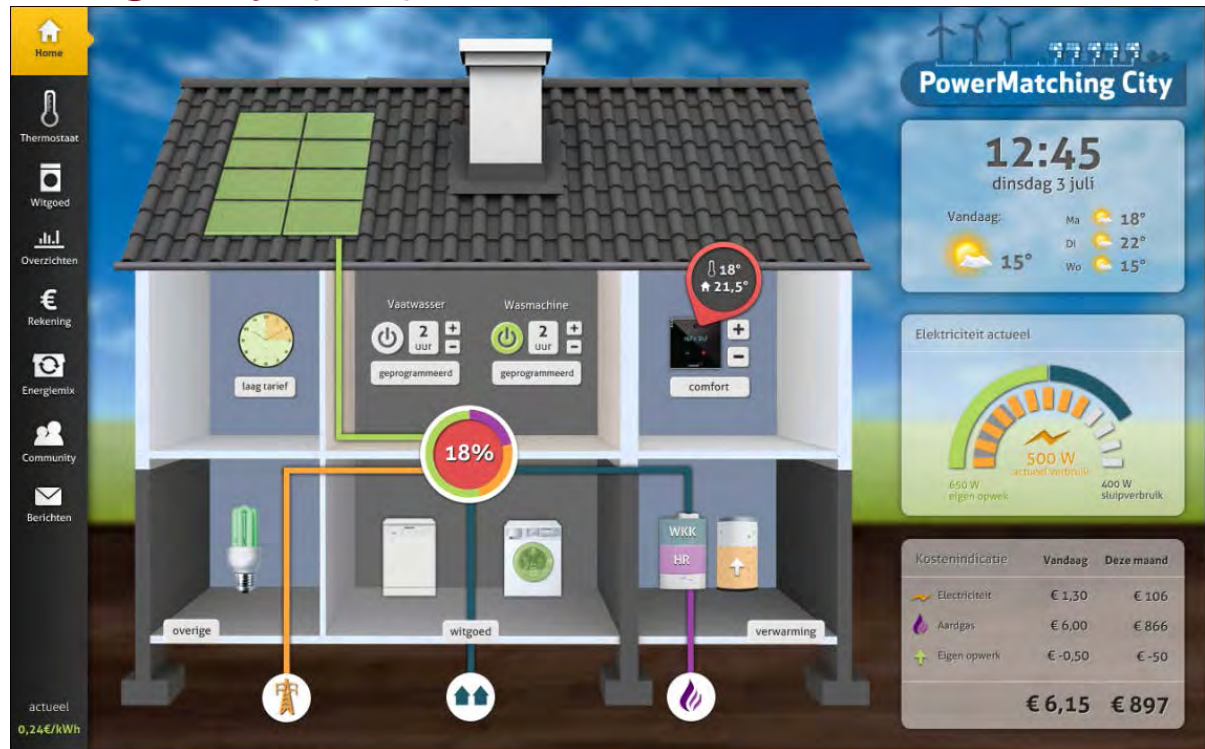
- Utilize renewables
- Independent
- Comfort

- Together Minimize cost
- Lowest price
- Retain comfort



# Project: Power Matching City (NL)

Energy dashboard  
information



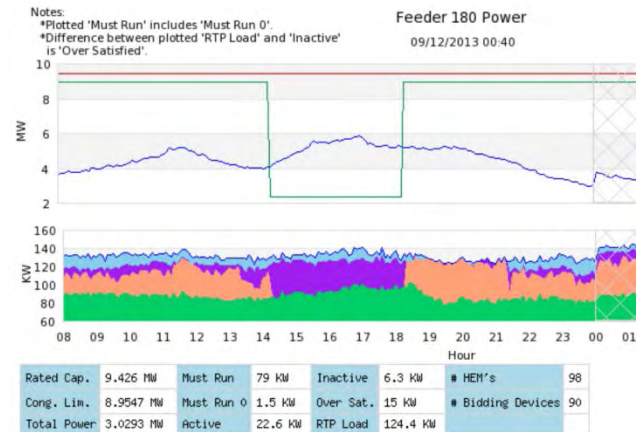
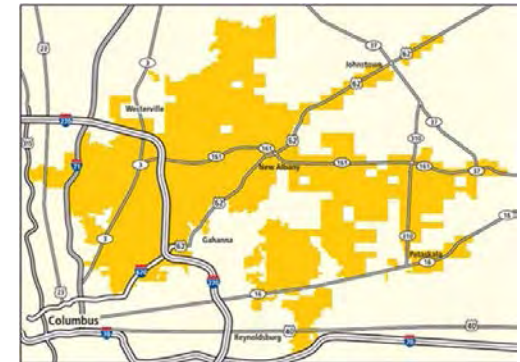
- Variable price for energy (real-time, history)
- kWh vs price
- Feedback on cost-effective operation of devices
- Monthly cost-saving
- Usage at several tariff zones

- Home balance: kW, kWh (real-time , history)
- Community balance: kWh (in real-time , history)
- Monthly usage per energy carrier



# Project: gridSMART<sup>®</sup> RTPda Demo

- First real-time market at distribution feeder level with a tariff approved by the PUC of Ohio
- Value streams
  - Energy purchase benefit
  - Capacity benefits: e.g., peak shaving
  - Ancillary services benefits
- Uses market bidding mechanism to perform distributed optimization – transactive energy
  - ~200 homes bidding on 4 feeders
  - Separate market run on each feeder
  - “Double auction” with 5 minute clearing
- HVAC automated bidding
  - Smart thermostat and home energy manager
  - Homeowner sets comfort/economy preference
  - Can view real-time and historical prices to make personal choices



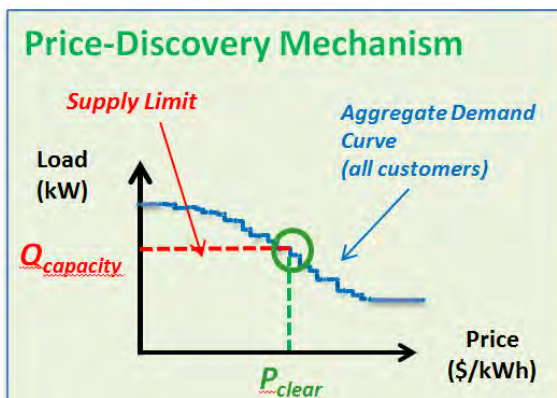
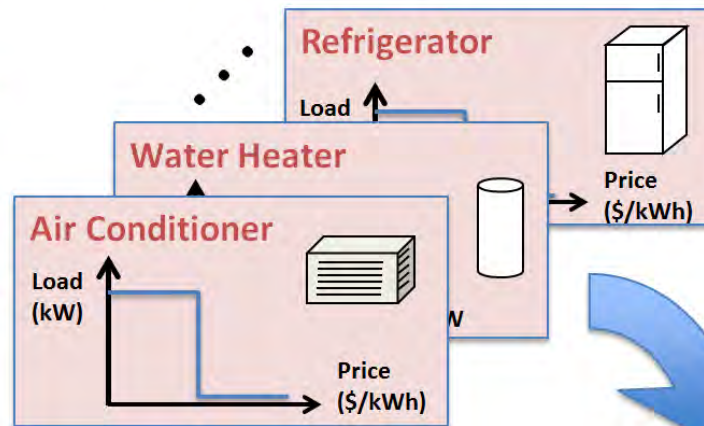
# Project: gridSMART<sup>®</sup> - Residential Real-time Pricing

## Overview – Transactive Grid Control

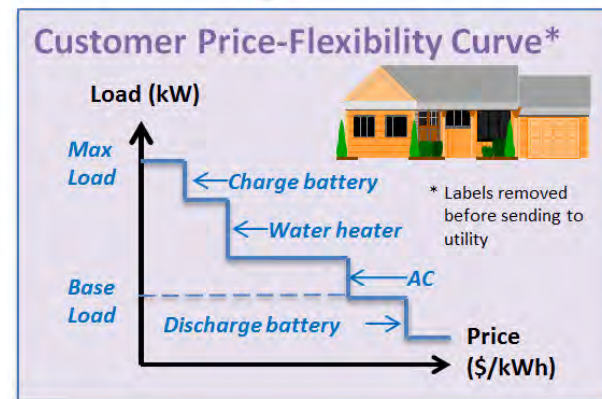
1. Automated, price-responsive device controls express customer's flexibility (based on current needs)

4. Aggregator determines price at which grid objective achieved, broadcasts to consumers

2. Customer system aggregates responses to form overall price flexibility curve



3. Utility aggregates curves from all customers



# Outlook

Status, Events

## Outlook

### IEA-DSM Task 17 – Phase 3

- **Start:** May 2014 - **End:** April 2016
- **Ongoing work**
  - Use case collection and analysis
  - Flexibility potential method development
  - DR Potentials in Austria – applicability of DR concepts
- **Upcoming events**
  - IEA Expert Group on R&D – *The role of storage in energy system flexibility* – 22./23. October in Berlin
  - Next Expert Meeting 3./4. November in Leiden (NL)

#### Countries

|                 |
|-----------------|
| Austria         |
| Switzerland     |
| Sweden          |
| Copper Alliance |
| Netherlands     |
| USA             |
| Italy           |
| Belgium         |
| India           |
| Finland         |
| Germany         |
| Serbia          |

**AIT Austrian Institute of Technology**

**TNO Netherlands organization for  
science and technology**

**Matthias Stifter**

**René Kamphuis**

Energy Department  
Complex Energy Systems

Energy efficiency program  
Service enabling and management

Giefinggasse 2  
1210 Vienna  
Austria  
T +43(0) 50550-6673  
M +43(0) 664 81 57 944  
F +43(0) 50550-6613  
matthias.stifter@ait.ac.at  
<http://www.ait.ac.at>

Eemsgolaan 3,  
9727 DW Groningen  
T +31 (0) 621134424  
PO Box 1416  
9701 BK Groningen  
The Netherlands  
[rene.kamphuis@tno.nl](mailto:rene.kamphuis@tno.nl)  
[www.tno.nl](http://www.tno.nl)



# Appendix

Additional Information

## Subtask of Phase 3 – Subtask 10

Role, and potentials of flexible prosumers (households, SMEs, buildings)

- **Controllability** requirements (generation and consumption)
- **Opportunities, challenges and barriers** for flexibility services (providers and technologies)
- Energy and power **balancing potentials**
- **Smart technologies** (SM and Customer Energy MS)
  - VPPs
  - EV charging
  - DG-RES integration and storage
  - Integrating heat pumps and thermal storages

## Subtask of Phase 3 – Subtask 11

### Changes and impact on stakeholders operations

- Methodology development for **assessing/quantifying impact**
- **Grid, market and customers** (prosumer/consumer) interaction
- Sharing common **benefits/losses**
- **Optimization potential** (eg. DR building audits and customer requirements)
- **Regulatory and legislative** requirements
- Comparison **costs** vs. delayed **investments**

## Subtask of Phase 3 – Subtask 12

Sharing experiences and finding best/worst practices

- **Collection of data**
  - Workshops
  
- **Lessons learned** from existing pilots
  - EcoGrid-EU Bornholm, PowerMatchingCity I and II, Linear, Greenlys, Building2Grid, SmartCityGrid: CoOpt, eEnergy, ...
  
- **Country specifics**
  - differences in the implementation
  - applicability
  
- **Extrapolation** of the results from previously collected projects on applicability

## Subtask of Phase 3 – Subtask 13

### Conclusions and recommendations

- Based on the **experts' opinion**
  
- Will provide a **ranking** based on
  - Impacts
  - Costs
  - Future penetration of the technologies

# Collaboration with ISGAN

Contributions and exchange of results with focus on DSM technologies

Collaborations on **DSM specific focus:**

- Common workshops
- Contribute to ISGAN reports

Annex 1:

- Requirements for enabling flexibility

Annex 2:

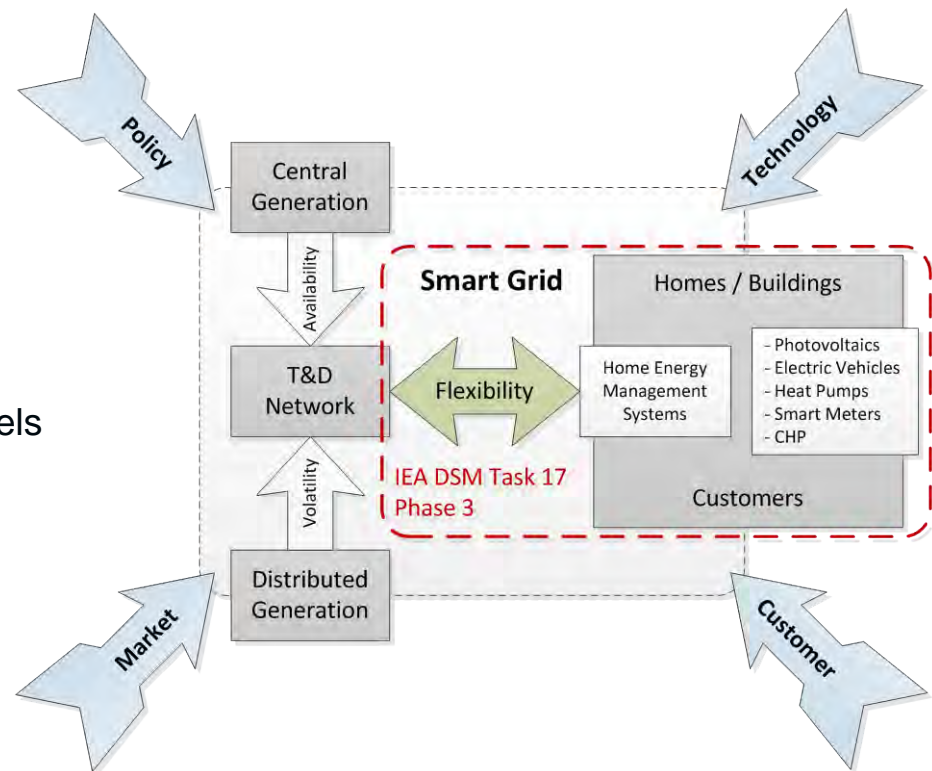
- Use Cases and implementation models
- Best and bad practices

Annex 3:

- Impact on stakeholders
- Cost and benefits

Annex 4:

- Recommendations



# CEMS and Power Management System interfaces

## IEC 62746 Technical Report Objective

*Use cases and requirements for the interface between the power management system of the electrical grid and customer energy management systems for residential and commercial buildings and industry.*

- User stories → use cases → data model → information content & structure
- Examples:
  - The user wants to get the laundry done / EV charged by 8:00pm
  - Grid recognize stability issues
  - CEM feeds own battery pack energy into own network or into the grid
  - Heat pump and Photovoltaic Operation with Real-Time Tariff

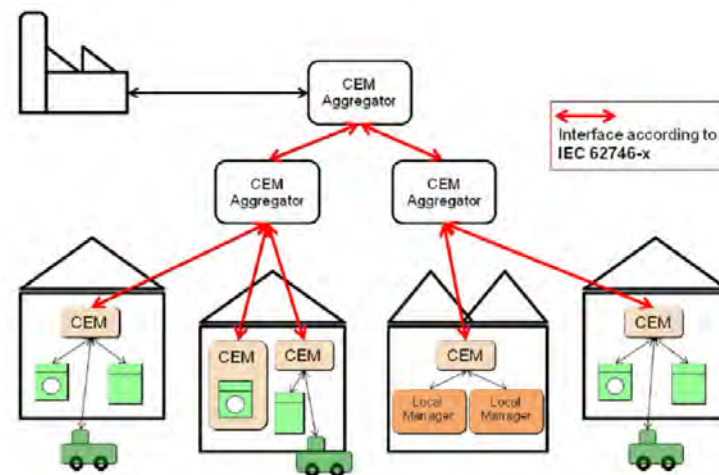


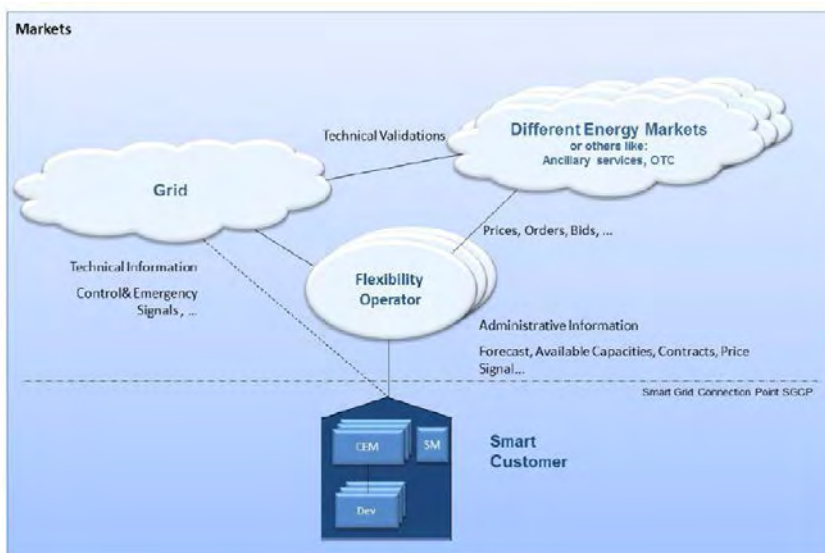
Figure 6: Cascaded CEM architecture

# Smart Grid Coordination Group – Sustainable Processes

CEN, CENELEC and ETSI - M/490

*The “Smart Grid Use Case Management Process” essentially describes the implementation of use cases in the standardization environment.*

- Flexibility concept, understand demand response, Smart Grid & EV
- → Flexibility functional architecture
- → Use Case collection
  
- Examples:
  - Customer Energy Manager (CEM)
  - Market roles and interaction
  - Assessing impact of flexible resources on the grid (traffic light)
  - Flexibility operator





# Collaboration with IC-CSHBA

## Contributions and Exchange

IEEE-Standards Association *Industry Connections - Convergence of Smart Home and Building Architectures* (IC-CSHBA):

- Common workshops
  - Exchange experiences
  
- Implementation Guide white paper
  - Use Cases and implementation models
  - Best and bad practices
  - References
  
- Recommendations